


CONVEYOR AND PROCESS BELTS
TECHNICAL DATA SHEET
CODE CG-187
TYPE
PT0.9 0-0
COMPOSITION

Conveying surface	Material	Fabric with polyurethane (TPU) impregnation	
	Thickness	--- mm	--- in.
	Surface pattern	Fabric	
	Colour	Green	
	Coefficient of friction	LF	
Textile carcass	Material	Polyester (PET) - polyamide (PA)	
	Plies no.	2	
	Weft type	Combined	
Driving surface	Material	Fabric with polyurethane (TPU) impregnation	
	Thickness	--- mm	--- in.
	Surface pattern	Fabric	
	Colour	Black	



TECHNICAL SPECIFICATIONS

Total thickness	0.90 mm	0.04 in.
Weight	0.90 kg/m ²	0.18 lbs./sq.ft
Elongation at 1%	5 N/mm	29.0 lbs./in.
Max. admissible pull	10 N/mm	57.1 lbs./in.
Temperature resistance ⁽¹⁾	min.	-20 °C
	max.	+100 °C

⁽¹⁾ Use of the belt with limit values may reduce its life.

 Minimum roller diameter ⁽²⁾

■ Knife edge	no	
■ Bending roller	10 mm	0.4 in.
■ Counter-bending roller	20 mm	0.8 in.

⁽²⁾ The above mentioned values depend on the type of CHIORINO joint recommended.

Coefficient of friction on driving surface

■ Raw steel sheet	0.20 [-]
■ Laminated plastic/wood	0.25 [-]
■ Steel roller	0.20 [-]
■ Rubberized roller	0.30 [-]

Max. production width	1200 mm	47 in.
-----------------------	---------	--------

SUITABLE FOR

Printing and graphic: rotary printer page folding

FEATURES

Humidity influence	no
Suitable to metal detector	yes
Permanent antistatic dynamically (UNI EN ISO 21179)	yes
Static conductivity (UNI EN ISO 284)	no
Conveying on skid bed	yes
Conveying on rollers	yes
Conveying on skid bed on top and return	yes
Troughed conveying	no
Swan neck conveying	no
Inclined conveying	no
Accumulators belts	yes
Curved conveyor	no
Chemical resistances link	5

COMPLIANCES

REACH EC 1907/2006 Regulation and Amendments

NOTES

Issue: 24-07-2009

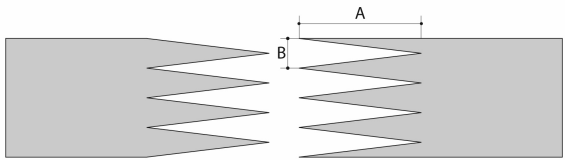
Last Update: 23-06-2016

DISCLAIMER

The information contained in this document describes the features of the CHIORINO product as tested in a laboratory environment at a temperature of +23 degrees C at 50% relative humidity. It does not necessarily reflect the conditions of industrial use and it does not guarantee the product to be suitable for certain applications. The client remains liable for the proper selection and correct use of the CHIORINO product. CHIORINO cannot be held responsible should damages arise from the use of its products. Necessary alterations to this data can be made without prior notice.

CODE	CG-187	TYPE	PT0.9 0-0
-------------	---------------	-------------	------------------

Recommended joining procedure MICRO Z



A = 30 mm
B = 6 mm

Other joining methods can be used:
SINGLE Z

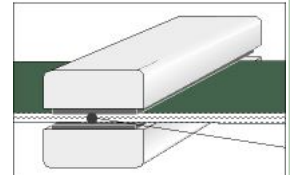
Check our general catalogue to get further info on CHIORINO joining methods.

• Pressing

Heating press P \ PL \ PLS

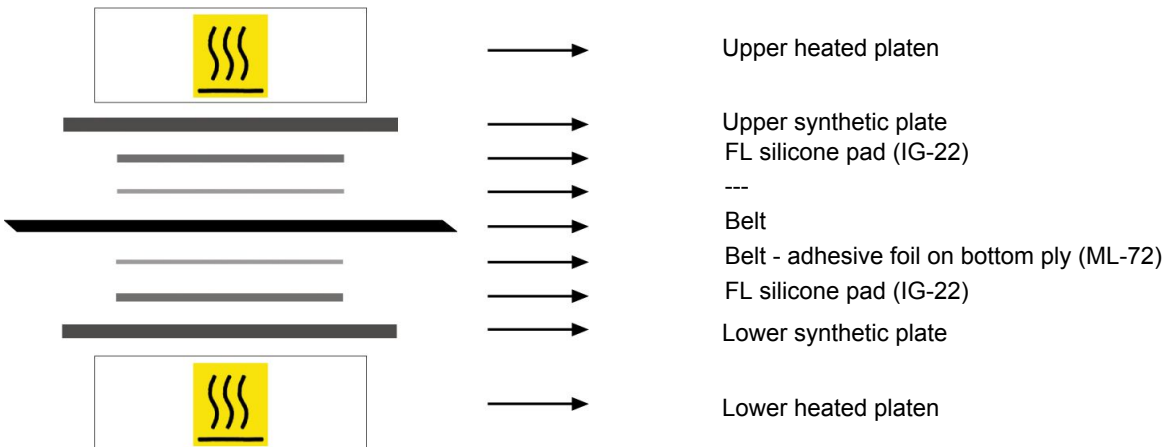
Press settings	
Upper platen temperature	165 °C
Lower platen temperature	165 °C
Temperature gauge setting	165 °C
Curing time in press	3 min.
Pressure	3 bar
Film	none
Cement	---

1. Use the KM330 thermometer to check the effective temperature inside the belt. Place the thermometer gauge as shown by the drawing at side.



2. Allow the cooling cycle to be completed before removing the belt from the press.
3. A reliable strength of the joint is ensured, providing that temperatures reached by the press are those indicated in the table at side. A periodical inspection of the thermostats is recommended, to make sure they function correctly.

• Layout of components



• Notes

Issued: 19-01-2009 Last Update: 30-01-2014

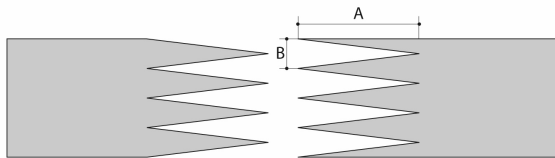
DISCLAIMER
The information contained in this document describes the features of the CHIORINO product as tested in a laboratory environment at a temperature of +23 degrees C at 50% relative humidity. It does not necessarily reflect the conditions of industrial use and it does not guarantee the product to be suitable for certain applications. The client remains liable for the proper selection and correct use of the CHIORINO product. CHIORINO cannot be held responsible should damages arise from the use of its products. Necessary alterations to this data can be made without prior notice.

CODE **CG-187**

TYPE

PT0.9 0-0

Recommended jointing procedure "F35 FAST JOINT" MICRO Z



A = 35 mm
B = 5 mm

Other jointing methods can be used:

Check our general catalogue to get further info on CHIORINO jointing methods.

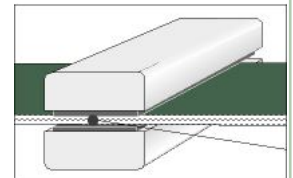
Pressing

Heating press **P50 FJ**

Press settings	
Upper platen temperature	180 °C
Lower platen temperature	180 °C
Temperature gauge setting	180 °C
Curing time in press	2 min.
Cooling time	10 min.

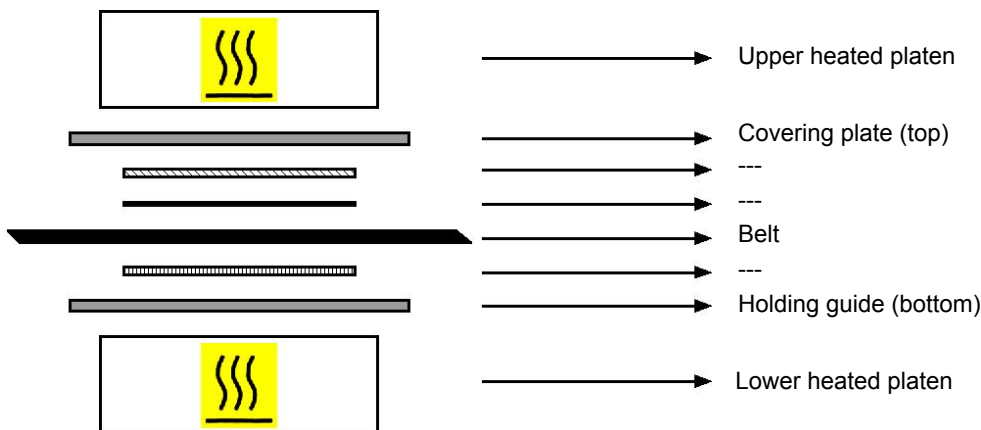
Advice for the press adjustment:

1. Use the KM330 thermometer to check the effective temperature inside the belt. Place the thermometer gauge as shown by the drawing at side.



2. Allow the cooling cycle to be completed before removing the belt from the press.
3. A reliable strength of the joint is ensured, providing that temperatures reached by the press are those indicated in the table at side. A periodical inspection of the thermostats is recommended, to make sure they function correctly.

Layout of components



Notes

Issue: 19-01-2009

Last Update: 12-11-2010

DISCLAIMER

The information contained in this document describes the features of the CHIORINO product as tested in a laboratory environment at a temperature of +23 degrees C at 50% relative humidity. It does not necessarily reflect the conditions of industrial use and it does not guarantee the product to be suitable for certain applications. The client remains liable for the proper selection and correct use of the CHIORINO product. CHIORINO cannot be held responsible should damages arise from the use of its products. Necessary alterations to this data can be made without prior notice.