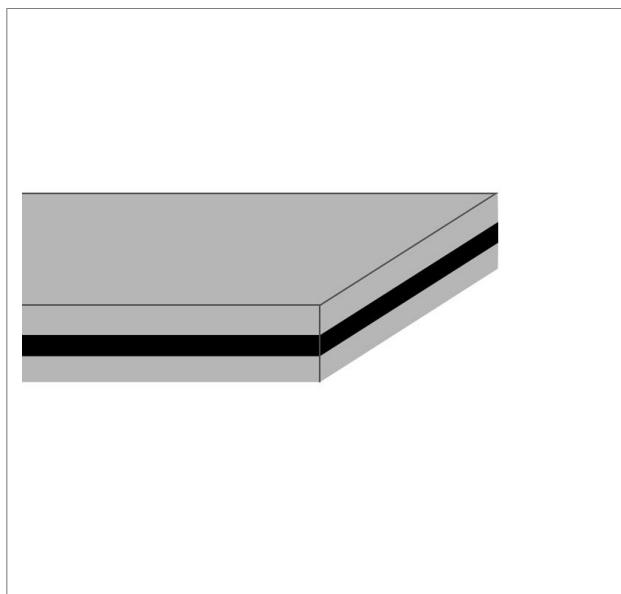


**CODE CG67**
**TYPE**
**LL0 L**
**COMPOSITION**

<b>Top surface</b>	Material	Leather
	Finish	---
	Colour	Grey
	Coefficient of friction	0,4
<b>Traction core</b>	Material	Polyamide (PA)
<b>Bottom surface</b>	Material	Leather
	Finish	---
	Colour	Grey
	Coefficient of friction	0,4


**TECHNICAL SPECIFICATIONS**

Total thickness	3.20 mm	0.13 in.	
Weight	3.20 kg/m <sup>2</sup>	0.65 lbs./sq.ft	
Minimum pulley diameter <sup>(1)</sup>	50 mm	2.0 in.	
<sup>(1)</sup> The above mentioned values depend on running speed			
Pull for 1% elongation	2.0 N/mm	11 lbs./in.	
Tensile strength	80 N/mm	457 lbs./in.	
Temperature resistance <sup>(2)</sup>	min.	0 °C	32 °F
	max	80 °C	176 °F
<sup>(2)</sup> Use of the belt with limit values may reduce its life			
Humidity influence	yes		
Permanent antistatic dynamically (UNI EN ISO 21179)	no		
Both sides can be used for power transmission	yes		

**FEATURES**

- Well performing with severe overload applications, as they allow temporary sliding on pulleys without getting damaged

**SUITABLE FOR**

Paper industry  
Flour mills

**COMPLIANCES**

REACH EC 1907/2006 Regulation and Amendments

**NOTES**

- Belts with double chrome leather covers
- Belts for multiple or cross drives

Issue: 24-05-2007

Last Update: 28-10-2013

**DISCLAIMER**


The information contained in this document describes the features of the CHIORINO product as tested in a laboratory environment at a temperature of +23 degrees °C at 50% relative humidity. It does not necessarily reflect the conditions of industrial use and it does not guarantee the product to be suitable for certain applications. The client remains liable for the proper selection and correct use of the CHIORINO product. CHIORINO cannot be held responsible should damages arise from the use of its products. Necessary alterations to this data can be made without prior notice.

**FLAT TRANSMISSION BELTS**

**JOINING DATA SHEET**

CODE	CG67	TYPE	LL0L
------	------	------	------

• Recommended joining procedure SKIVED JOINT '3'



Check our general catalogue to get further info on CHIORINO joining methods.

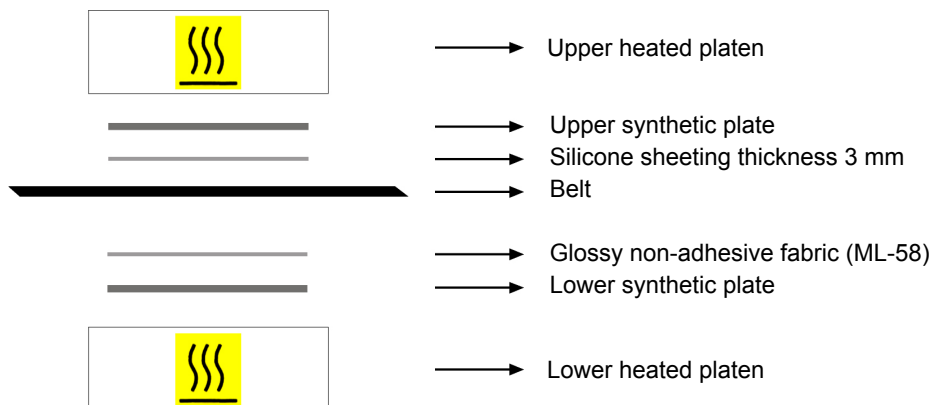
• Skiving instructions

Skiver	Belt thickness mm	Length mm	Straight/ diagonal cut	Cam/ wedge number	Pulley				Top cover			
					T mm	B mm	Thickness adjustment	End stop switch of working plate	T mm	B mm	Thickness adjustment	End stop switch of working plate
B600 A	3.2	60	Diagonal	1.25-10	---	---	---	---	38	7	18,20	---
B300 SA	3.2	60	Diagonal	1.25-10	---	---	---	---	41	9	11-12	---

• Guide to the use of adhesives

Apply the **K cement** on the polyamide part of the splices. Let dry for 5 minutes.  
 Pour the **I hardener** with the **R cement** (pot-life 2 hours).  
 Apply the above mix on the elastomer or leather part of the splices.  
 Let dry for 5 minutes, then match the belt ends, paying attention to align properly.  
 Press according to the instructions shown.  
 To ensure best joint life it is advisable not to run or tension the belt for 24 hours.

• Layout of components



Press settings	
Upper platen temperature	90 °C
Lower platen temperature	90 °C
Curing time in press	10 min.
Driving torque	30
Cooling time: it is recommended to remove the belt from the press once a temperature of 60/70 degrees C is reached.	

• Notes

Issue: 15-05-2007

Last Update: 30-01-2014

**DISCLAIMER**

The information contained in this document describes the features of the CHIORINO product as tested in a laboratory environment at a temperature of +23 degrees °C at 50% relative humidity. It does not necessarily reflect the conditions of industrial use and it does not guarantee the product to be suitable for certain applications. The client remains liable for the proper selection and correct use of the CHIORINO product. CHIORINO cannot be held responsible should damages arise from the use of its products. Necessary alterations to this data can be made without prior notice.