

**CONVEYOR AND PROCESS BELTS  
TECHNICAL DATA SHEET**

<b>CODE</b>	<b>NA1204</b>	<b>TYPE</b>	<b>XM-3 E/U10 N</b>
-------------	---------------	-------------	---------------------

**COMPOSITION**

<b>top side conveying surface coating</b>	material	Polyurethane (TPU)	
	thickness	1.0 mm	0.039 in.
	surface pattern	Smooth	
	colour	Black	
	coeff. of friction	LF	
<b>TRACTION CORE</b>	material	PET layer 0.35 mm 0.014 in.	
<b>bottom side driving surface coating</b>	material	Fabric with polyurethane (TPU)	
	surface pattern	Fabric	
	colour	Grey	



**TECHNICAL SPECIFICATIONS**

Total thickness	2.60 mm	0.10 in.
Weight	2.90 kg/m <sup>2</sup>	0.59 lbs./sq.ft
Elongation at 1%	20 N/mm	114.0 lbs./in.
Max. admissible pull	30 N/mm	171.3 lbs./in.
Temperature resistance <sup>(1)</sup>	min. -20 °C max. +100 °C	-4 °F 212 °F
<sup>(1)</sup> use of the belt with limit values may reduce its life		
Minimum roller diameter <sup>(2)</sup>		
■ knife edge	no	
■ bending roller	100 mm	3.9 in.
■ counter-bending roller	180 mm	7.1 in.
<sup>(2)</sup> the above mentioned values depend on the type of CHIORINO joint recommended		
Coefficient of friction on driving surface		
■ raw steel sheet	0.20 [-]	
■ laminated plastic/wood	0.25 [-]	
■ steel roller	0.20 [-]	
■ rubberized roller	0.30 [-]	
Max. production width	2100 mm	83 in.

**SUITABLE FOR**

Ceramic: digital decoration  
Textile: printing blankets  
Printing and graphic: digital printing  
Wood industry: digital printing

**FEATURES**

Humidity influence	no
Suitable to metal detector	yes
Permanent antistatic dynamically (UNI EN ISO 21179)	yes
Static conductivity (UNI EN ISO 284)	no
Conveying on skid bed	yes
Conveying on rollers	yes
Conveying on skid bed on top and return	no
Troughed conveying	no
Swan neck conveying	yes
Inclined conveying	no
Accumulators belts	yes
Curved conveyor	no
Chemical resistances <a href="#">link</a>	5

**COMPLIANCES**

REACH EC 1907/2006 Regulation and Amendments

**NOTES**

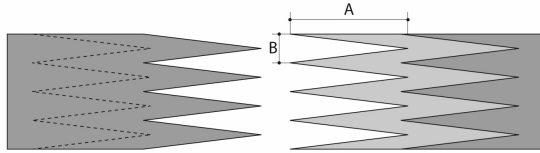
Recommended initial tension 0.2÷0.5%

Issue: 04-07-2013 Date last modified: 06-12-2021

**DISCLAIMER**  
The information contained in this document describes the features of the CHIORINO product as tested in a laboratory environment at a temperature of +23 degrees C at 50% relative humidity. It does not necessarily reflect the conditions of industrial use and it does not guarantee the product to be suitable for certain applications. The client remains liable for the proper selection and correct use of the CHIORINO product. CHIORINO cannot be held responsible should damages arise from the use of its products. Necessary alterations to this data can be made without prior notice.

CODE **NA1204** TYPE **XM-3 E/U10 N**

Recommended joining procedure **DOUBLE Z - 50 x 12 mm**



A = 50 mm  
B = 12 mm

Other joining methods can be used:

- DIAGONAL SINGLE Z
- SINGLE Z - 80 x 10 mm

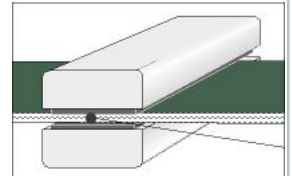
Check our general catalogue to get further info on CHIORINO joining methods.

• Pressing

Heating press **P \ PL \ PLS**

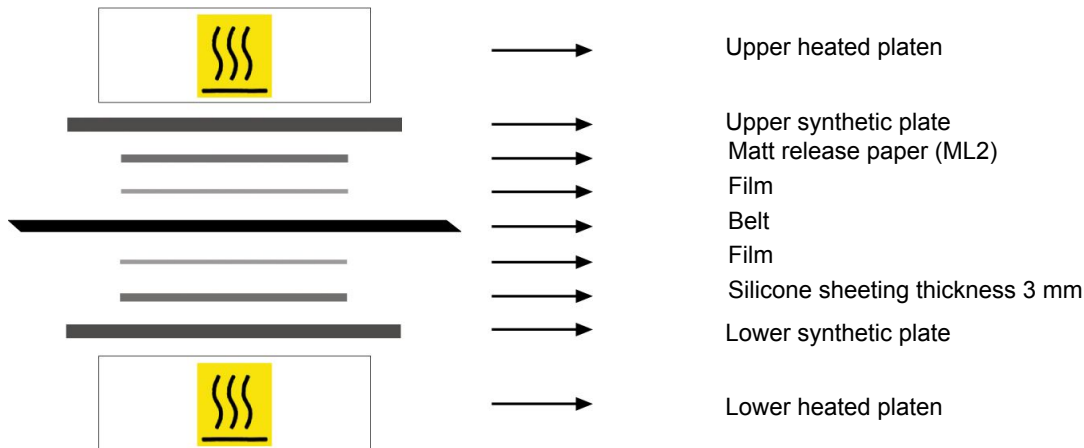
Press settings	
Upper platen temperature	160 °C
Lower platen temperature	120 °C
Temperature gauge setting	145 °C
Curing time in press	3 min.
Pressure	3 bar
Film	TC67 - Black PU film
Cement	---

1. Use the KM330 thermometer to check the effective temperature inside the belt. Place the thermometer gauge as shown by the drawing at side.



2. Allow the cooling cycle to be completed before removing the belt from the press.
3. A reliable strength of the joint is ensured, providing that temperatures reached by the press are those indicated in the table at side. A periodical inspection of the thermostats is recommended, to make sure they function correctly.

• Layout of components



• Notes

**Driving side:** one TS-109 gauze between the PU foil (TC-67) and the belt.

Issued: 08-11-2013

Date last modified: 20-03-2014

**DISCLAIMER**

The information contained in this document describes the features of the CHIORINO product as tested in a laboratory environment at a temperature of +23 degrees C at 50% relative humidity. It does not necessarily reflect the conditions of industrial use and it does not guarantee the product to be suitable for certain applications. The client remains liable for the proper selection and correct use of the CHIORINO product. CHIORINO cannot be held responsible should damages arise from the use of its products. Necessary alterations to this data can be made without prior notice.